

TECHNICAL MANUAL

**ORGANIZATIONAL, DIRECT SUPPORT, AND
GENERAL SUPPORT MAINTENANCE REPAIR
PARTS AND SPECIAL TOOLS LIST
(INCLUDING DEPOT MAINTENANCE REPAIR
PARTS AND SPECIAL TOOLS)
FOR
SIGNAL GENERATOR SG-1170/U
(NSN 6625-01-120-3501)**

TECHNICAL MANUAL }
 No. 11-6625-3029-24P }

HEADQUARTERS
 DEPARTMENT OF THE ARMY
 WASHINGTON, DC, 25 June 1984

ORGANIZATIONAL, DIRECT SUPPORT AND GENERAL SUPPORT
 MAINTENANCE REPAIR PARTS AND SPECIAL TOOLS LIST
 (INCLUDING DEPOT MAINTENANCE REPAIR
 PARTS AND SPECIAL TOOLS)
 FOR
 SIGNAL GENERATOR SG-1170/U
 (NSN 6625-01-120-3501)

Current as of 29 March 1964

REPORTING ERRORS AND RECOMMENDING IMPROVEMENTS
 You can help improve this manual. If you find any mistakes or if you know of a way to improve the procedures, please let us know. Mail your letter, DA Form 2026 (Recommended Changes to Publications and Blank Forms), or DA Form 2026-2 located in the back of this manual direct to: Commander, US Army Communications-Electronics Command and Fort Monmouth, ATTN: DR-SEL-ME-MR Fort Monmouth, NJ 07703.
 In either case, a reply will be furnished direct to you.

Table of Contents

	Page	Illus Figure
SECTION I. Introduction	1	
GROUP II. Repair parts List.	5	
00 Signal Generator SG-1170/U.	5	1
01 Power Supply	11	2
SECTION III. Special Tools List (Not applicable)		
SECTION IV. National Stock Number and Part Number Index	12	

SECTION I

INTRODUCTION

1. Scope

This manual lists spares and repair parts; special tools; special test, measurement, and diagnostic equipment (TMDE), and other special support equipment required for performance of organizational, direct support, and general support maintenance of the SG-1170/U. It authorizes the requisitioning and issue of spares and repair parts as indicated by the source and maintenance codes.

2. General

This Repair Parts and Special Tools List is divided into the following sections:

a. *Section II. Repair Parts List.* A list of spares and repair parts authorized for use in the performance of maintenance. The list also includes parts which must be removed for replacement of the authorized parts. Parts lists are composed of functional groups in numeric sequence, with the parts in each group listed in figure and item number sequence.

b. *Section III. Special Tools List.* Not applicable.

c. *Section IV. National Stock Number and Part Number Index.* A list, in National item identification number (NIIN) sequence, of all National stock numbers (NSN) appearing in the listings, followed by a list, in alphameric sequence, of all part numbers appearing in the listings. National stock numbers and part numbers are cross-referenced to each illustration figure and item number appearance.

3. Explanation of Columns

a. *Illustration.* This column is divided as follows:

(1) *Figure number.* Indicates the figure number of the illustration on which the item is shown.

(2) *Item number.* The number used to identify item called out in the illustration.

b. *Source, Maintenance, and Recoverability (SMR) Codes.*

(1) *Source code.* Source codes indicate the manner of acquiring support items for maintenance, repair, or overhaul of end items. Source codes are entered in the first and second positions of the Uniform SMR Code format as follows:

Code	Definition
PA-	Item procured and stocked for anticipated or known usage.
XA-	Item is not procured or stocked because the

Code	Definition
	requirements for the item will result in the replacement of the next higher assembly.
XB-	Item is not procured or stocked. If not available through salvage, requisition.
XD-	A support item that is not stocked. When required, item will be procured through normal supply channels.

NOTE

Cannibalization or salvage maybe used as a source of supply for any items source coded above except those coded XA and aircraft support items as restricted by AR 750-1.

(2) *Maintenance code.* Maintenance codes are assigned to indicate the levels of maintenance authorized to USE and REPAIR support items. The maintenance codes are entered in the third and fourth positions of the Uniform SMR Code format as follows:

(a) The maintenance code entered in the third position will indicate the lowest maintenance level authorized to remove, replace, and use the support item. The maintenance code entered in the third position will indicate one of the following levels of maintenance:

Code	Application/Explanation
O-	Support item is removed, replaced, used at the organizational level.
H-	Support item is removed, replaced, used at the general support level.

(b) The maintenance code entered in the fourth positions indicates whether the item is to be repaired and identifies the lowest maintenance level with the capability to perform complete repair (i.e., all authorized maintenance functions). This position will contain one of the following maintenance codes:

Code	Application/Explanation
H-	The lowest maintenance level capable of complete repair of the support item is the general support level.
Z-	Nonreparable. No repair is authorized.

(3) *Recoverability code.* Recoverability codes are assigned to support items to indicate the disposition action on unserviceable items. The recoverabil-

ity code is entered in the fifth position of the Uniform SMR Code format as follows:

Recoverability
codes

Definition

Z— Nonreparable item. When unserviceable, condemn and dispose at the level indicated in position 3.

H— Reparable item. When uneconomically repairable, condemn and dispose at the general support level.

c. *National Stock Number.* Indicates the National stock number assigned to the item and will be used for requisitioning purposes.

d. *Federal Supply Code for Manufacturer (FSCM).* The FSCM is a 5-digit numeric code listed in SB 708-41/42 which is used to identify the manufacturer, distributor, or Government agency, etc.

e. *Part Number.* Indicates the primary number used by the manufacturer (individual, company, firm, corporation, or Government activity), which controls the design and characteristics of the item by means of its engineering drawings, specifications, standards, and inspection requirements to identify an item or range of items.

NOTE

When a stock numbered item is requisitioned, the repair part received may have a different part number than the part being replaced.

f. *Description.* Indicates the Federal item name and, if required, a minimum description to identify the item.

g. *Unit of Measure (U/M).* Indicates the standard of the basic quantity of the listed item as used in performing the actual maintenance function. This measure is expressed by a two-character alphabetical abbreviation (e.g., ea, in, pr, etc). When the unit of measure differs from the unit of issue, the lowest unit of issue that will satisfy the required units of measure will be requisitioned.

h. *Quantity Incorporated in Unit.* Indicates the quantity of the item used in the breakout shown on the illustration figure, which is prepared for a functional group, subfunctional group, or an assembly.

4. Special Information

a. The following publication pertains to the SG-1170/U and its components:
TM 11-6625-3029-14, Signal Generator SG-1170/U.

b. National stock numbers (NSN'S) that are missing from P source coded items have been applied for and will be added to this TM by future change/revision when they are entered in the Army Master Data File (AMDF). Until the NSN'S are established and published, submit exception requisitions to: Commander, US Army Communications-Electronics Command and Fort Monmouth, ATTN: DR-SEL-MM, Fort Monmouth, NJ 07703 for the part required to support your equipment.

5. How to Locate Repair Parts

a. When National stock number or part number is unknown.

(1) *First.* Using the table of contents, determine the functional group within which the item belongs. This is necessary since illustrations are prepared for functional groups and listings are divided into the same groups.

(2) *Second.* Find the illustration covering the functional group to which the item belongs.

(3) *Third.* Identify the item on the illustration and note the illustration figure and item number of the item.

(4) *Fourth.* Using the Repair Parts Listing, find the figure and item number noted on the illustration.

b. When National stock number or part number is known.

(1) *First.* Using the Index of National Stock Numbers and Part Numbers, find the pertinent National stock number or part number. This index is in NIIN sequence followed by a list of part numbers in alphameric sequence, cross-referenced to the illustration figure number and item number.

(2) *Second.* After finding the figure and item number, locate the figure and item number in the repair parts list.

6. Abbreviations

Not applicable.

(Next printed page is 4.)

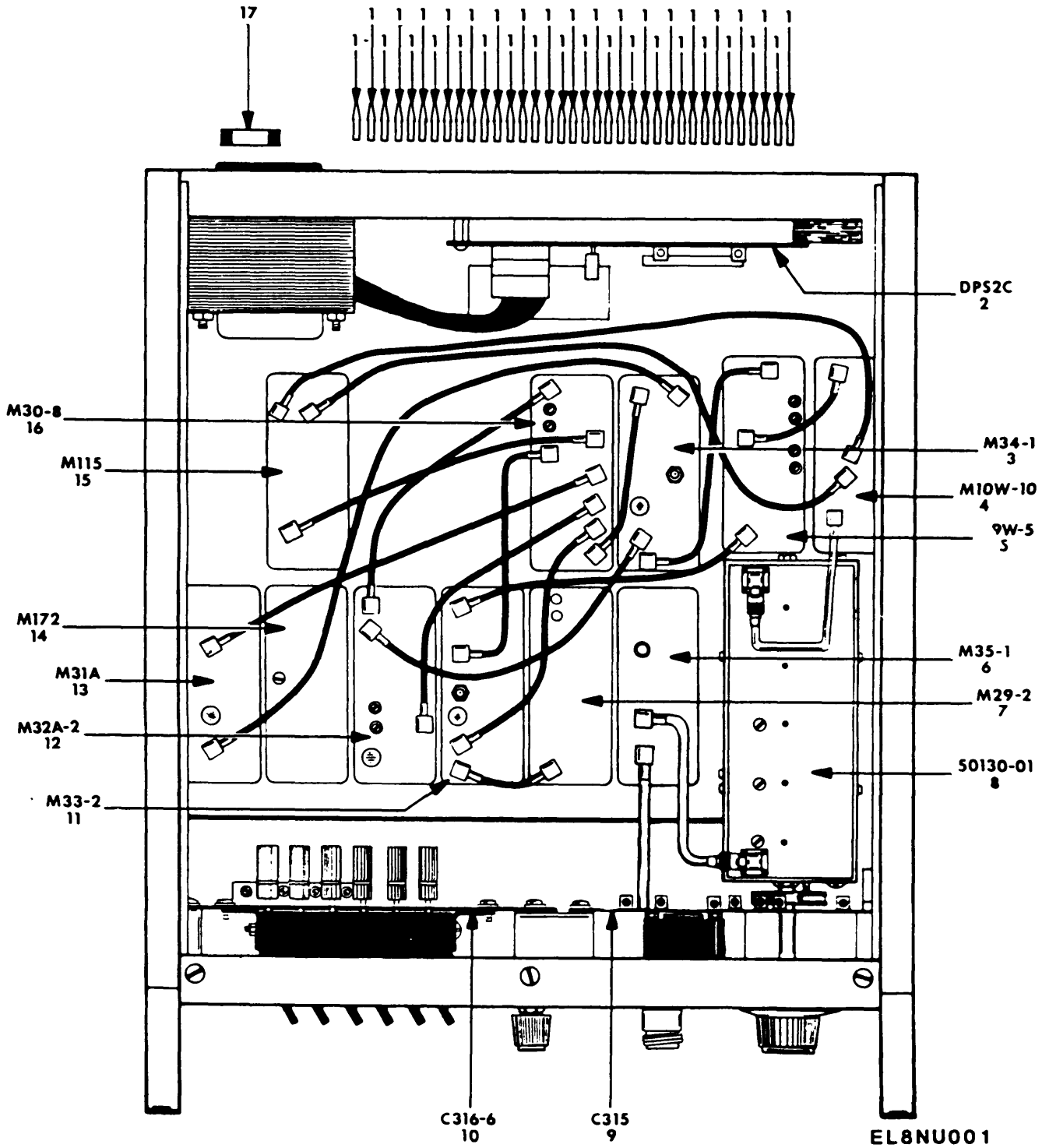
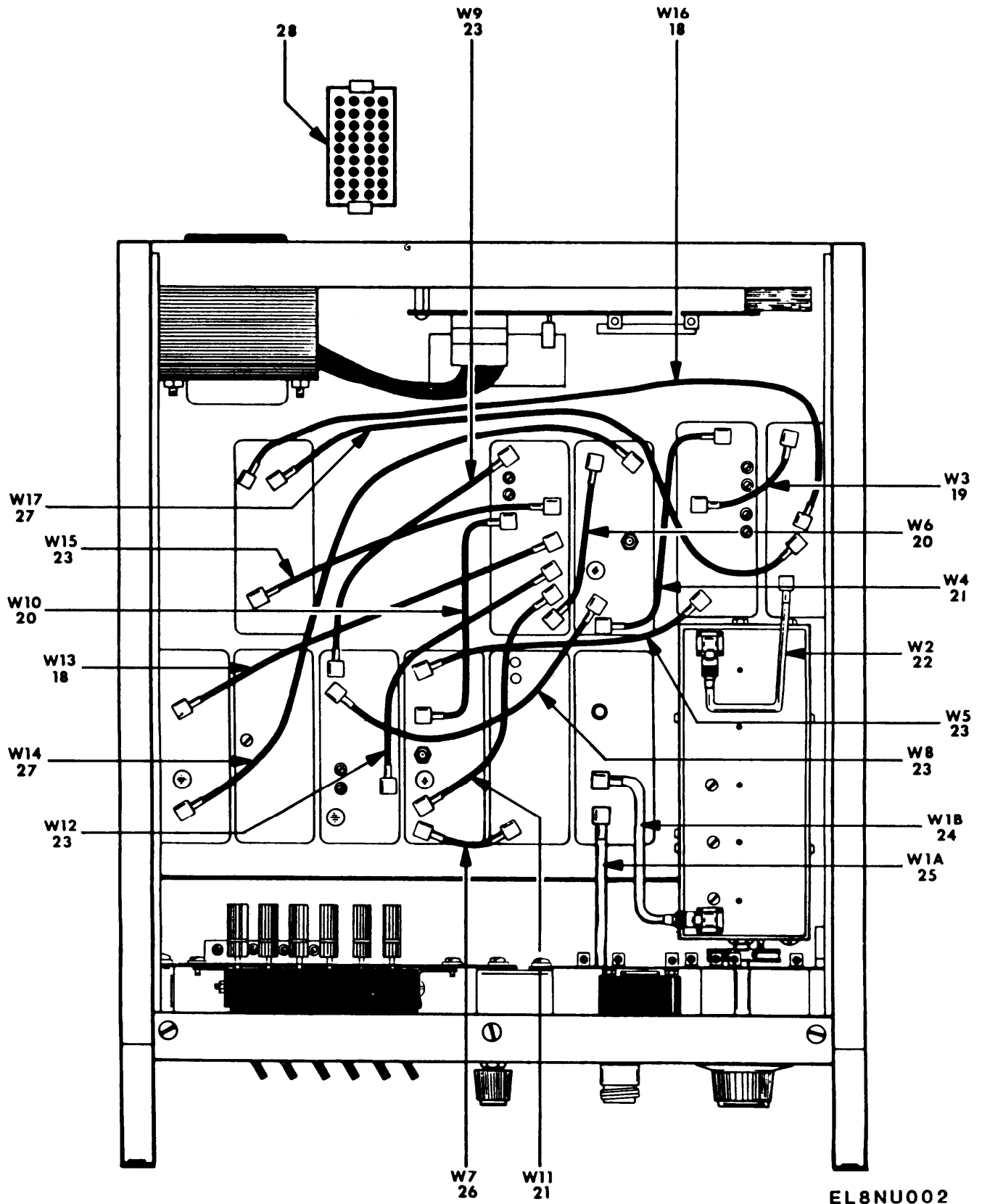
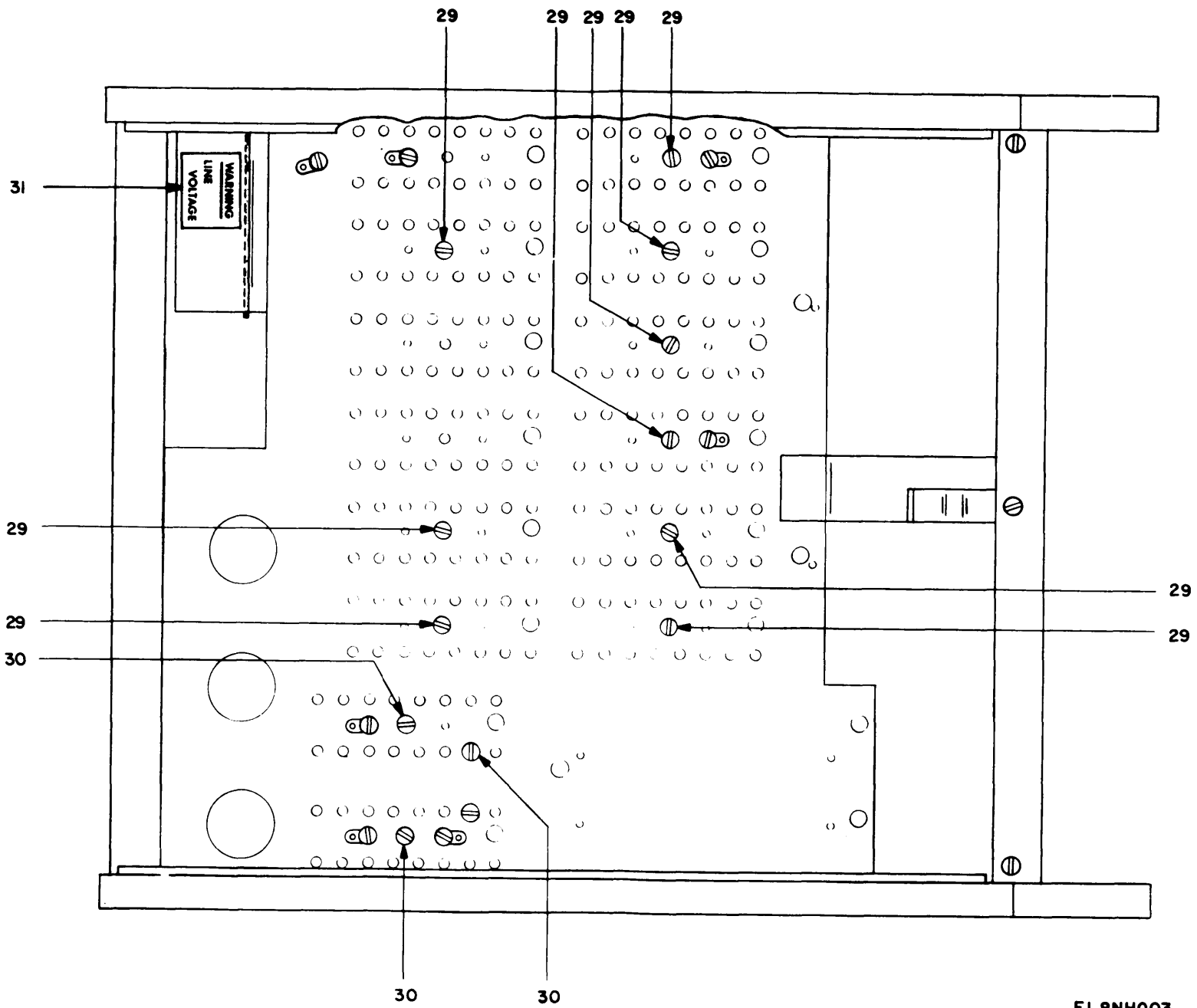


FIGURE 1. SIGNAL GENERATOR SG-1170/U. (SHEET 1 OF 15)



EL8NU002

FIGURE 1. SIGNAL GENERATOR SG-1170/U. (SHEET 2 OF 15)



4.2

FIGURE 1. SIGNAL GENERATOR SG-1170/U. (SHEET 3 OF 16)

EL8NH003

4.3

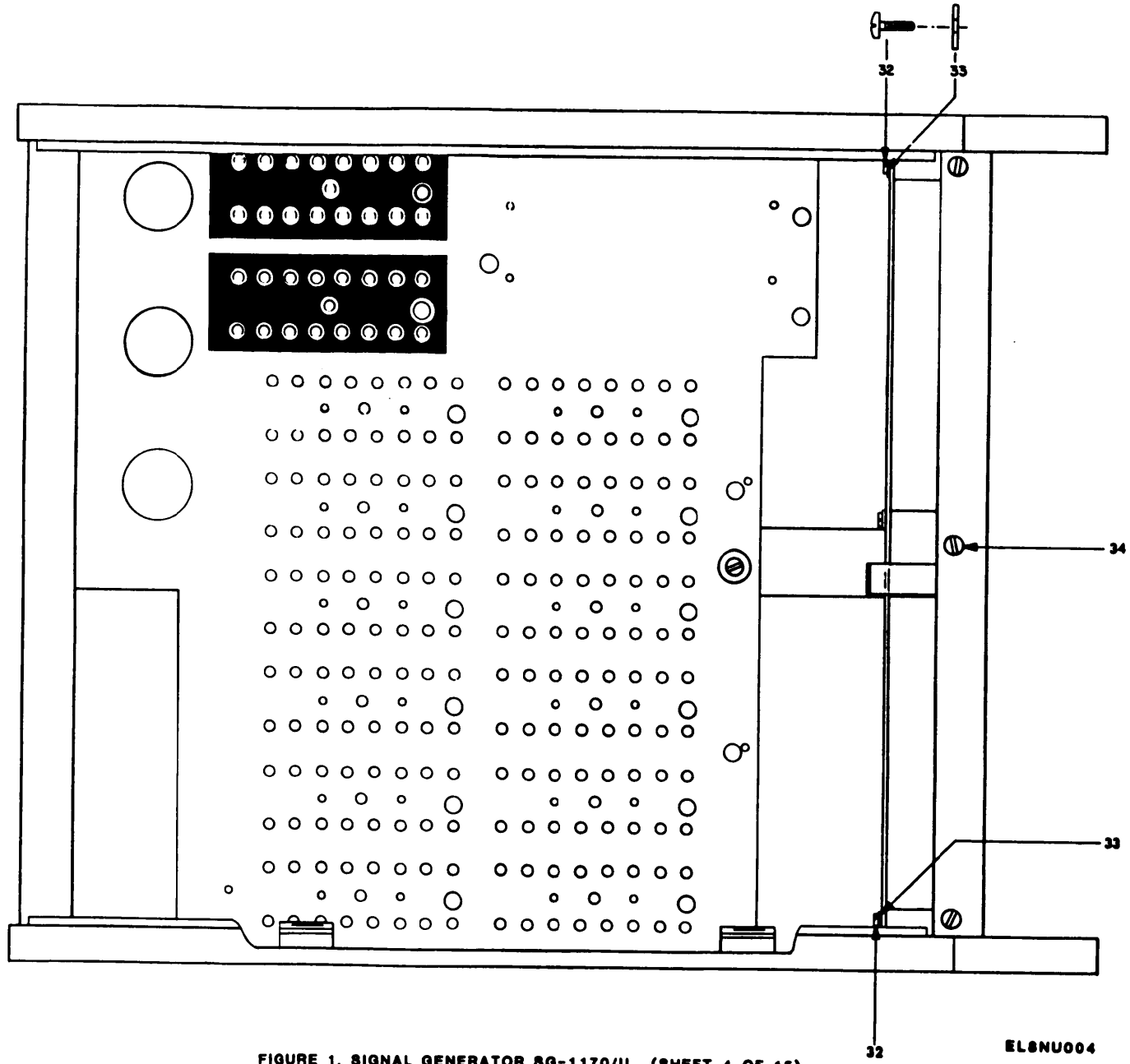
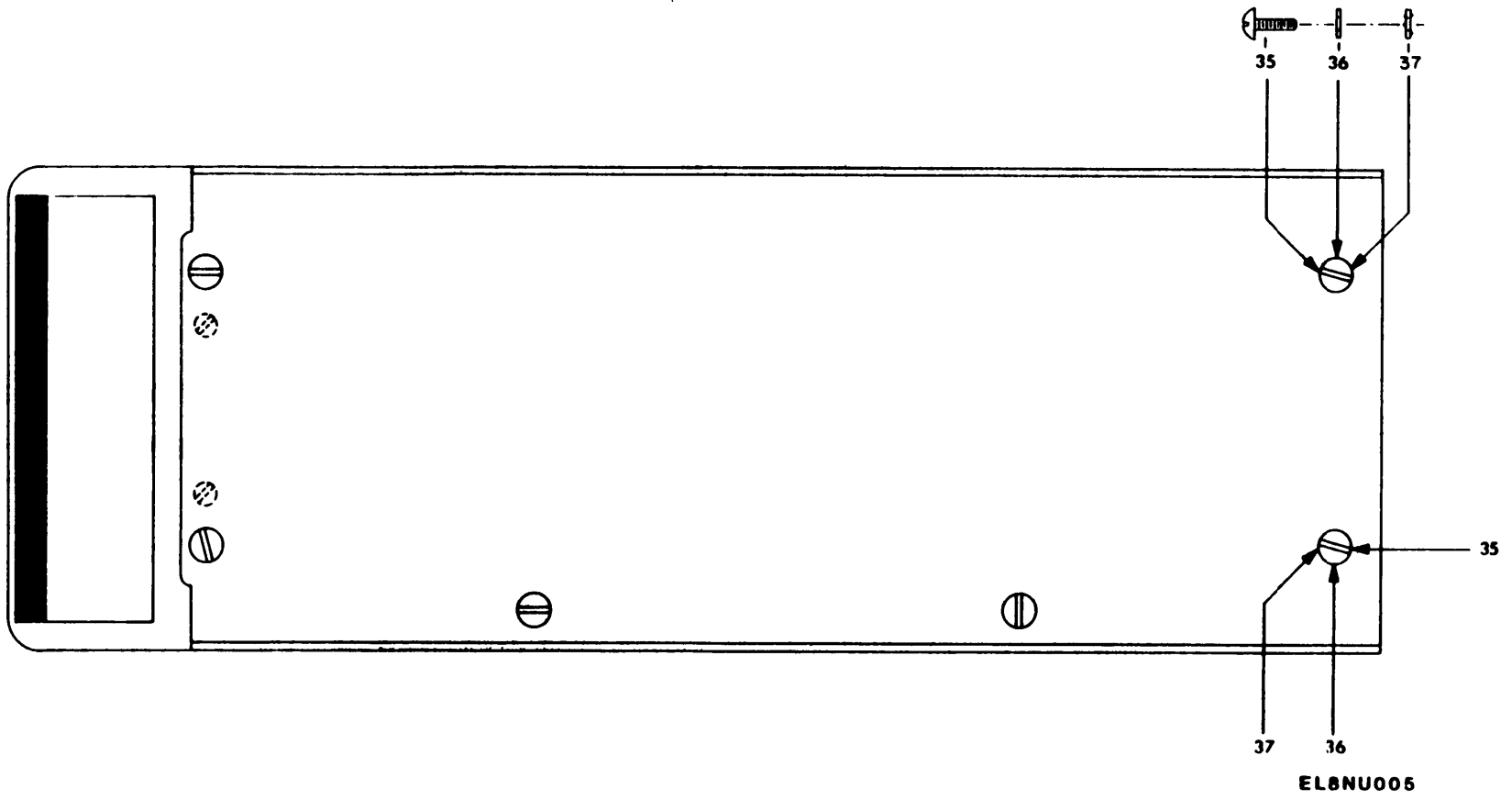


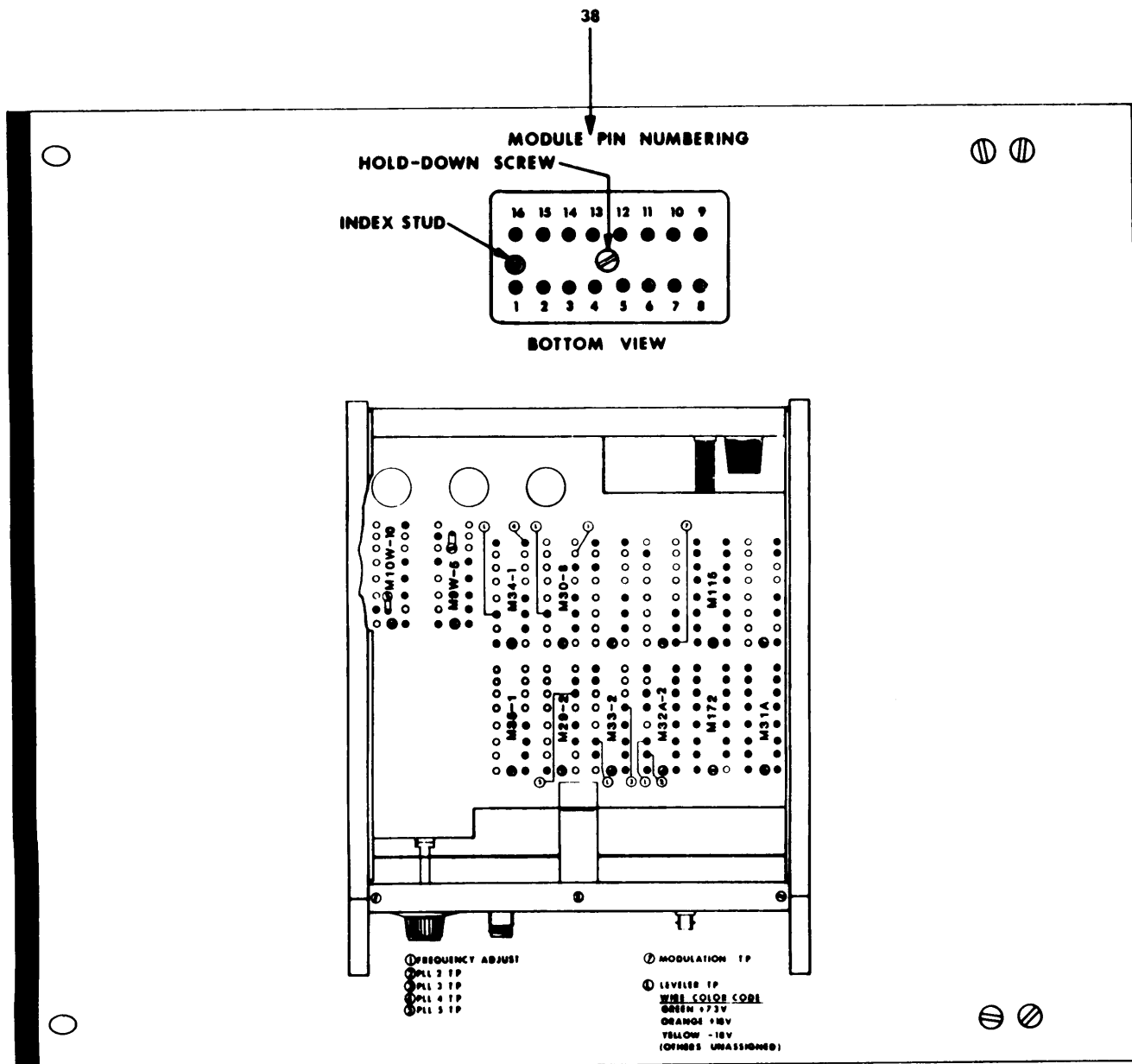
FIGURE 1. SIGNAL GENERATOR 8G-1170/U. (SHEET 4 OF 16)

EL8NU004



4.4

FIGURE 1. SIGNAL GENERATOR SG-1170/U. (SHEET 5 OF 16)



EL8NU006

FIGURE 1. SIGNAL GENERATOR SG-1170/U. (SHEET 6 OF 15)


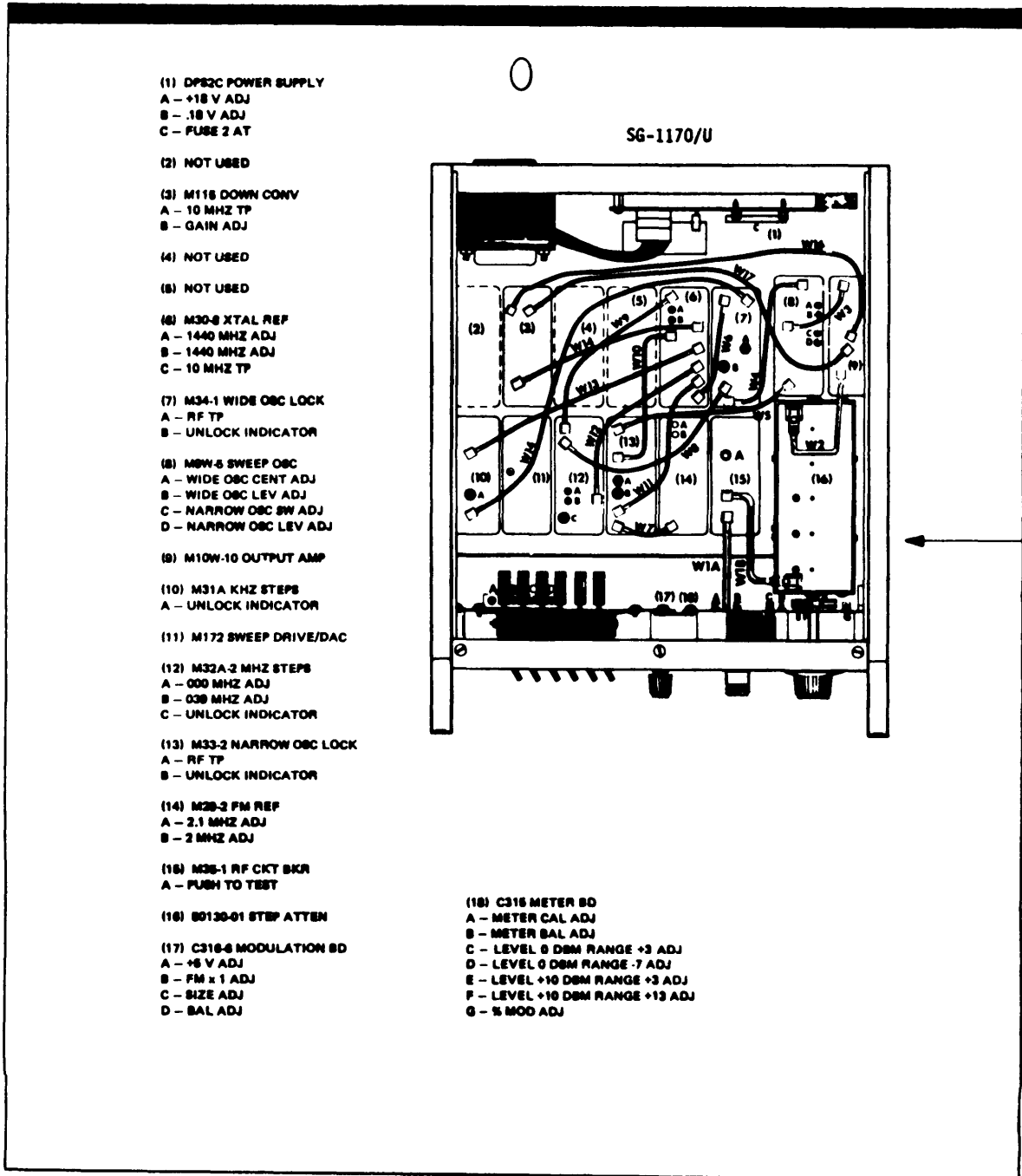


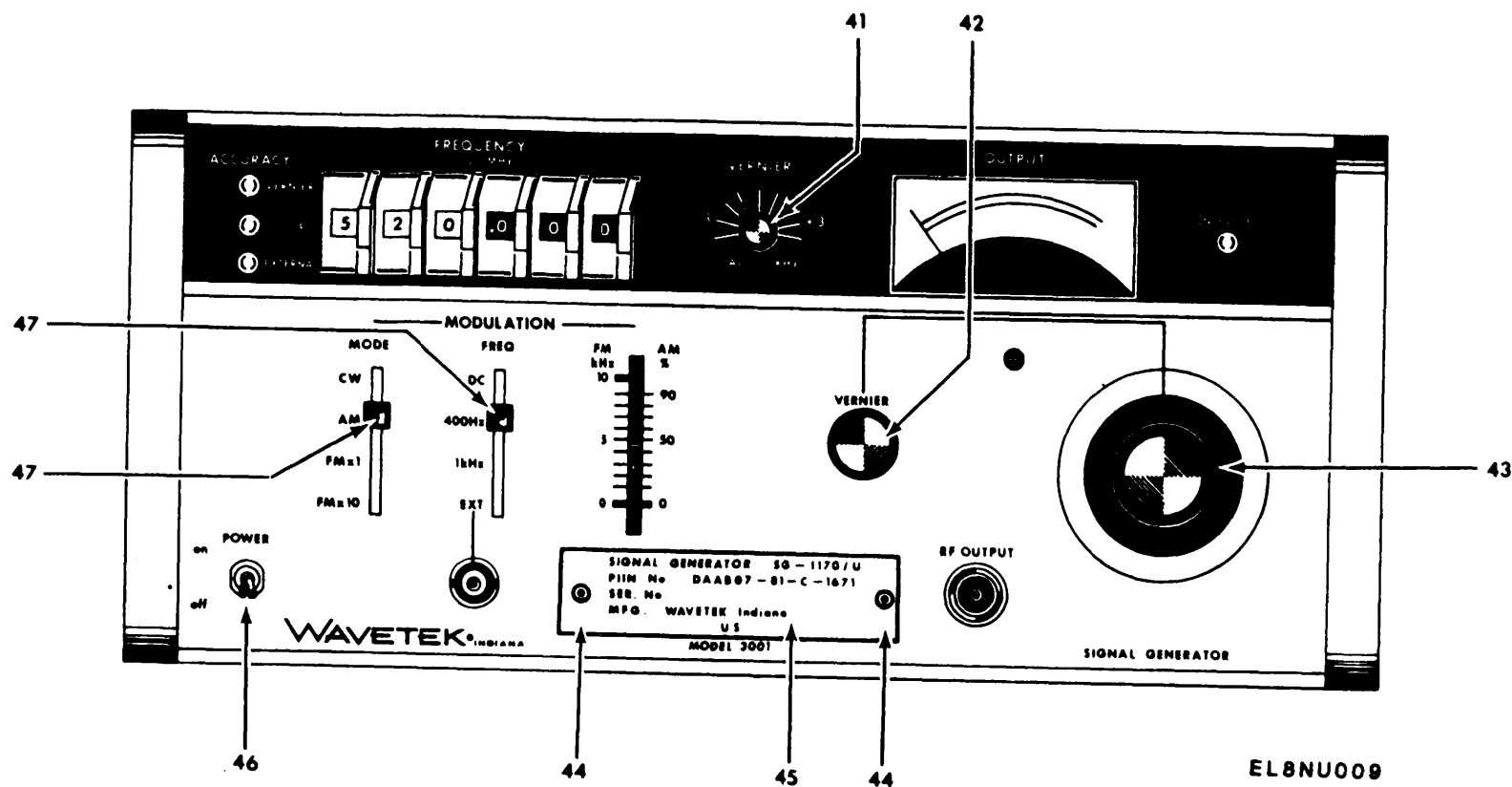
FIGURE 1. SIGNAL GENERATOR SG-1170/U. (SHEET 7 OF 18)



EL8NU008

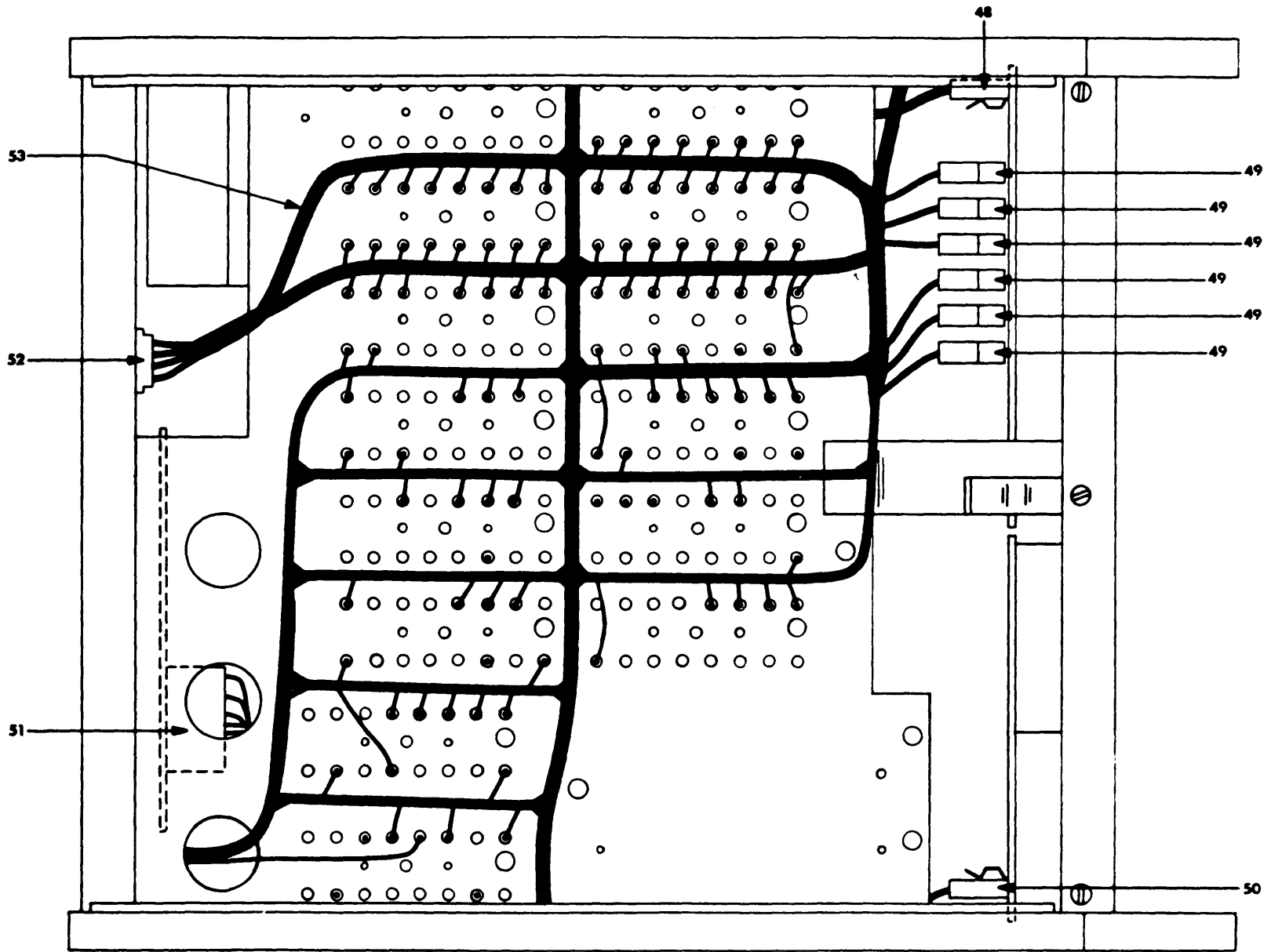
FIGURE 1. SIGNAL GENERATOR SG-1170/U. (SHEET 8 OF 15)

4.8



TM 11-6625-3029-24P

FIGURE 1. SIGNAL GENERATOR SG-1170/U. (SHEET 9 OF 15)

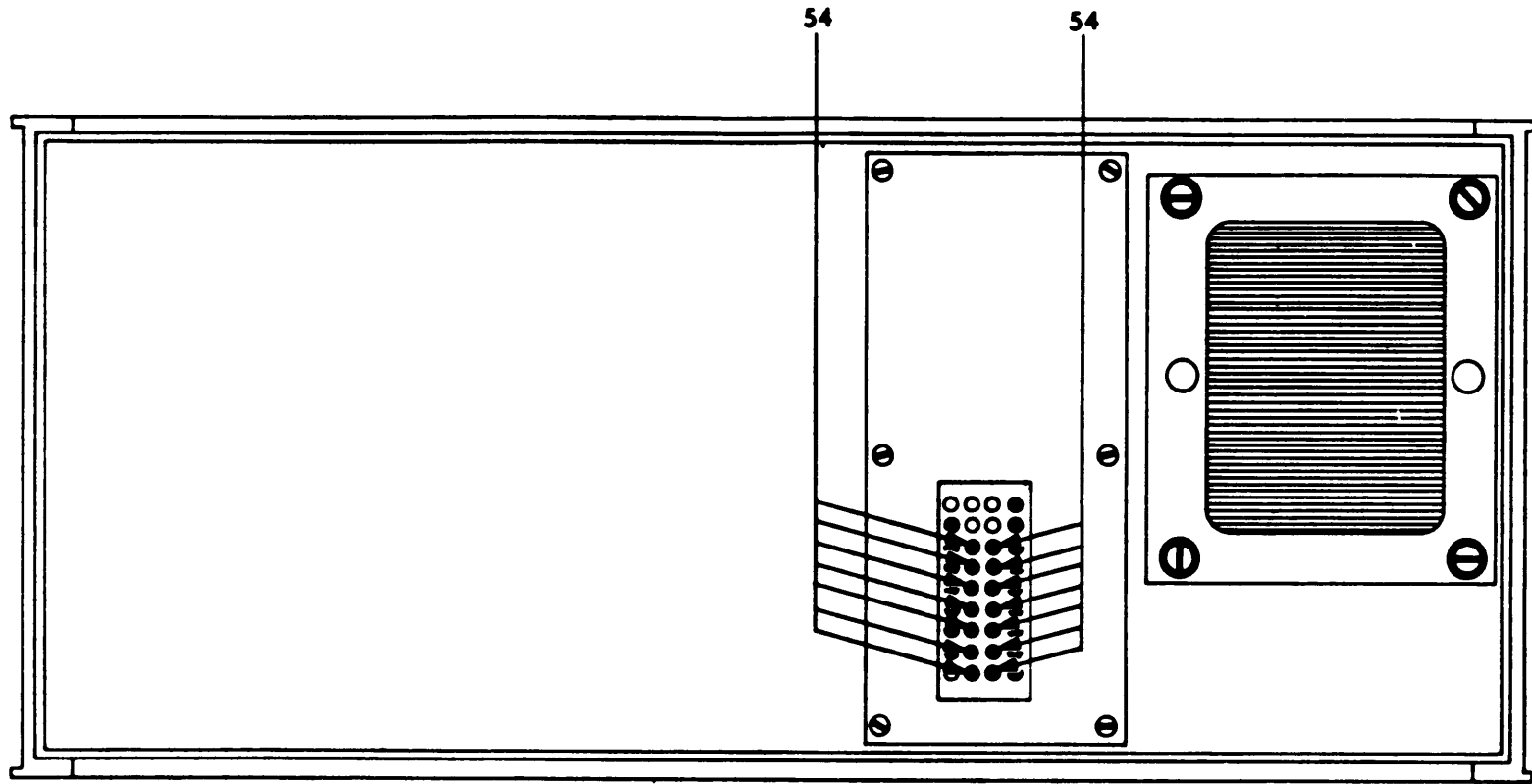


4.9

EL6NU010

TM 11-6625-3029-24P

4.10

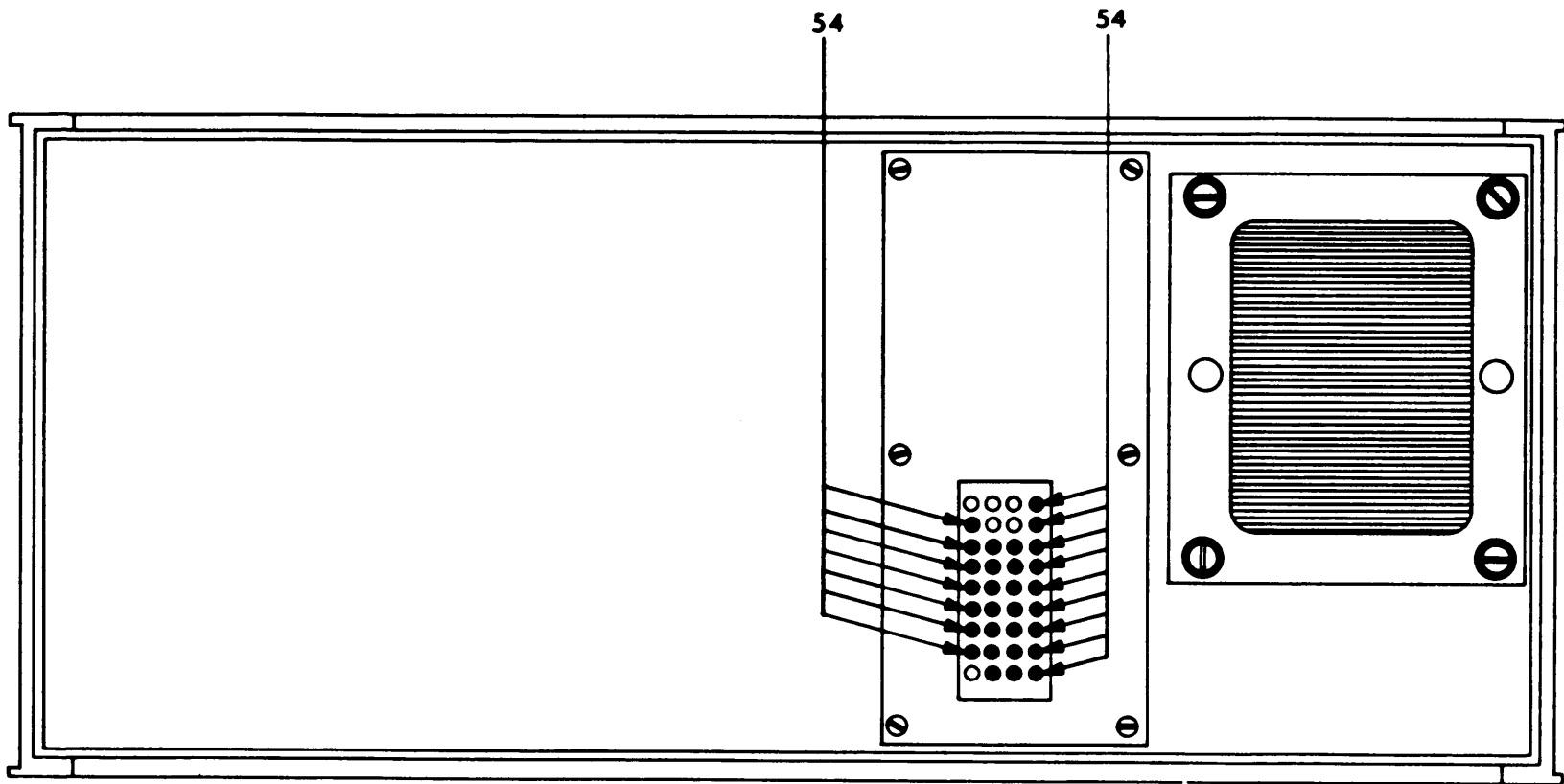


TM 11-6625-3029-24 P

EL8NU011

FIGURE 1. SIGNAL GENERATOR SG-1170/U. (SHEET 11 OF 15)

4.11

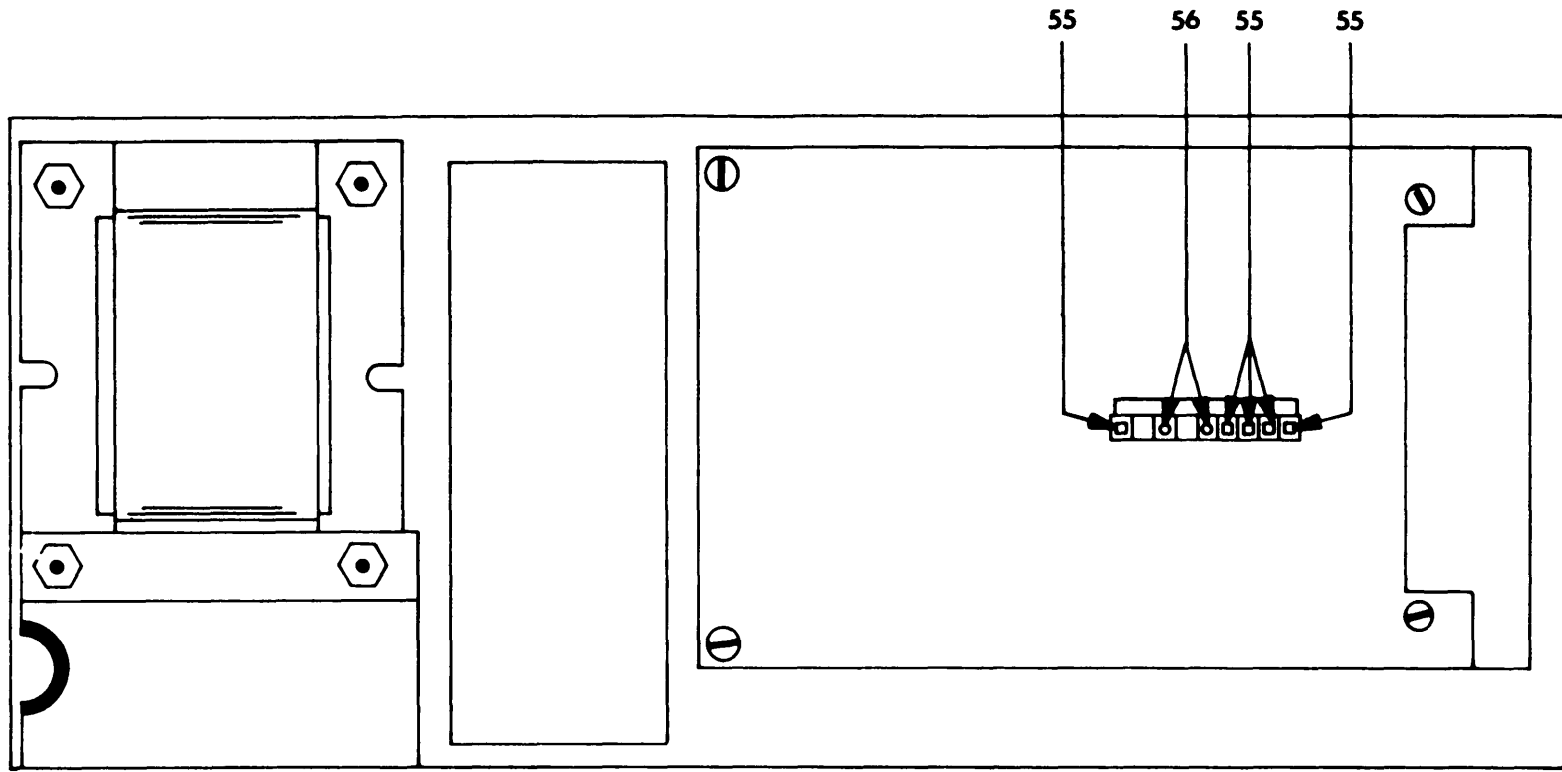


TM 11-6625-3029-24P

EL8NU012

FIGURE 1. SIGNAL GENERATOR SG-1170/U. (SHEET 12 OF 15)

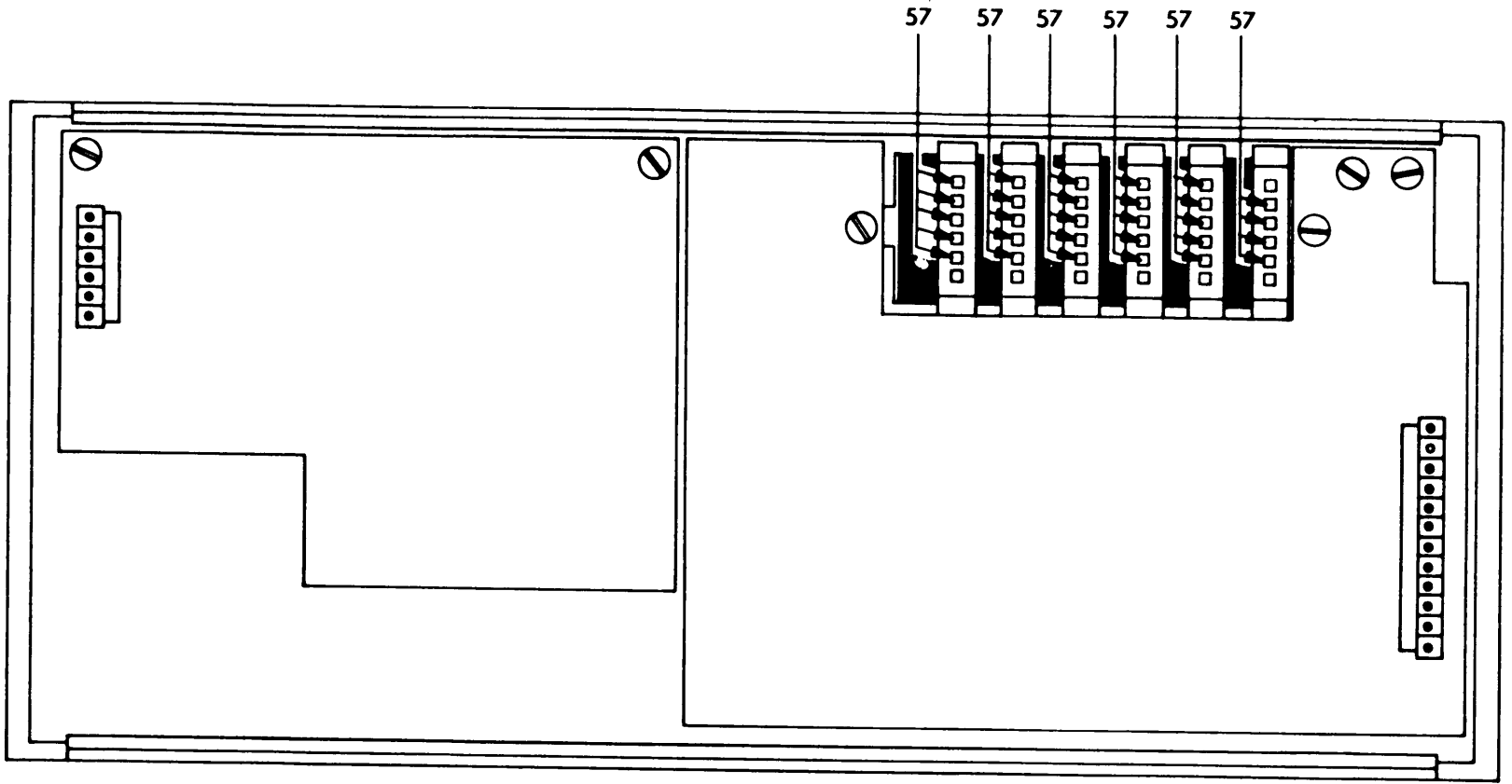
4.12



EL8NU013

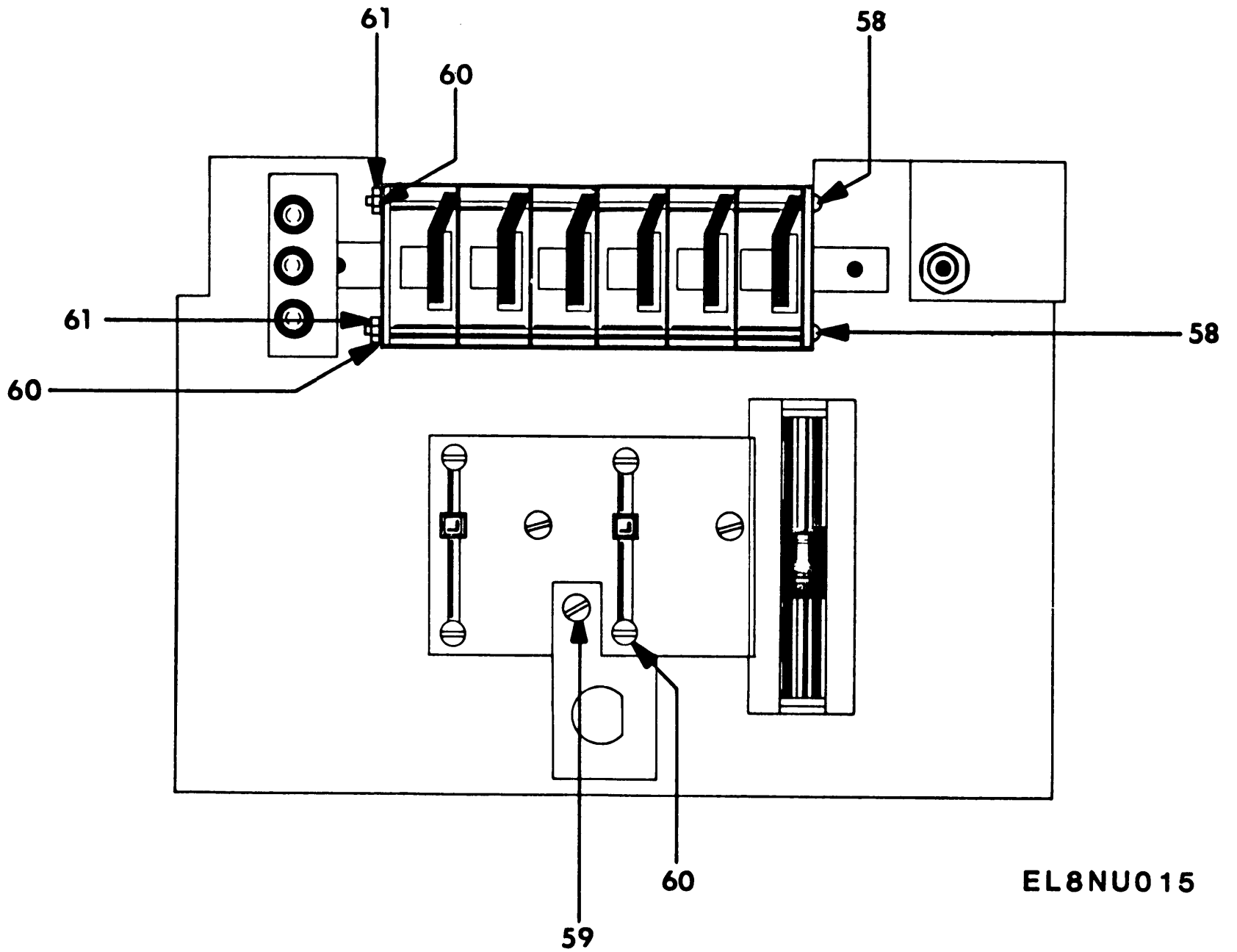
FIGURE 1. SIGNAL GENERATOR SG-1170/U. (SHEET 13 OF 15)

TM 11-6625-3029-24P



EL8NU014

FIGURE 1. SIGNAL GENERATOR SG-1170/U. (SHEET 14 OF 15)



4.14

TM 11-6625-3029-24P

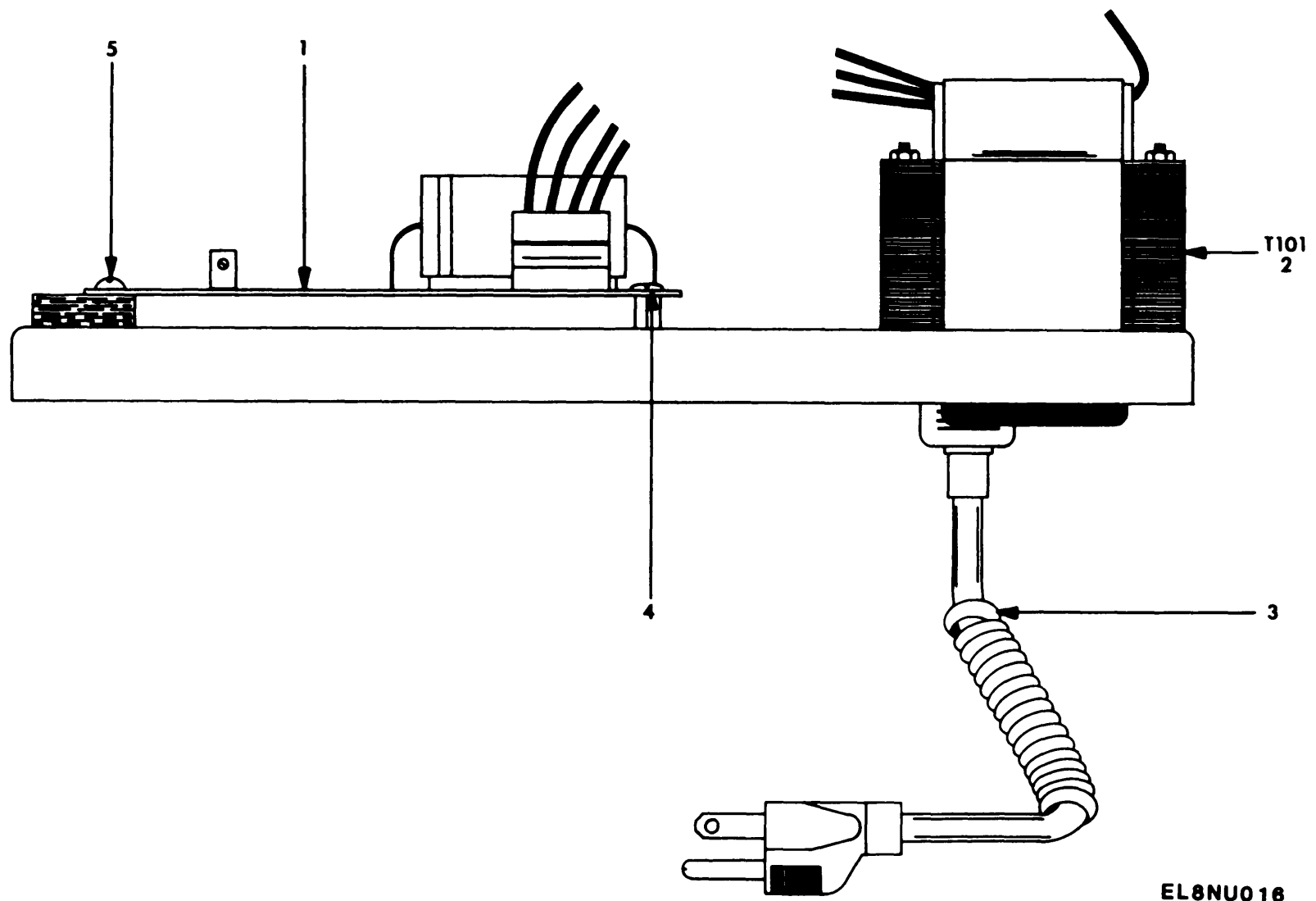
EL8NU015

FIGURE 1. SIGNAL GENERATOR SG-1170/U. (SHEET 15 OF 15)

SECTION II		TM11-6625-3029-24P								
(1)	(2)	(3)	(4)	(5)	(6)	(7)	(8)			
ILLUSTRATION		NATIONAL			DESCRIPTION		QTY			
(a)	(b)	STOCK	FSCM	PART		USABLE ON CODE	INC			
FIG	ITEM	NUMBER		NUMBER		U/M	IN			
NO	NO						UNIT			
GROUP 00 SIGNAL GENERATOR SG-1170/U										
1	1	PAHZZ	5999-00-506-9647	27264	1854	CONTACT, ELECTRICAL	EA	36		
1	2	PAHHH	6625-01-141-8231	34280	1115-00-0028	POWER SUPPLY	EA	1		
1	3	PAHZZ	6625-01-128-3073	34280	1114-00-0392	OSCILLATOR, WIDE, LOC	EA	1		
1	4	PAHZZ	6625-01-128-3080	34280	1114-00-0361	AMPLIFIER, OUTPUT	EA	1		
1	5	PAHZZ	6625-01-128-3079	34280	1114-00-0389	OSCILLATOR, SWEEP LO	EA	1		
1	6	PAHZZ	6625-01-128-3081	34280	1114-00-0010	RADIO, FREQUENCY, CIR	EA	1		
1	7	PAHZZ	6625-01-128-3082	34280	1114-00-0016	FREQUENCY, MODULE RA	EA	1		
1	8	PAHZZ	6625-01-129-2092	34280	1113-30-0041	ATTENUATOR	EA	1		
1	9	PAHZZ	6625-01-128-3071	34280	1110-00-0294	METER, BOARD	EA	1		
1	10	PAHZZ	6625-01-128-3070	34280	1110-00-0680	MODULATION, BOARD	EA	1		
1	11	PAHZZ	6625-01-128-3074	34280	1114-00-0023	OSCILLATOR, NARROW, L	EA	1		
1	12	PAHZZ	6625-01-128-3075	34280	1114-00-0390	MHZ STEPS	EA	1		
1	13	PAHZZ	6625-01-128-3076	34280	1114-00-0143	KHZ, STEPS	EA	1		
1	14	PHZZ	6625-01-128-3078	34280	1114-00-0320	SWEEP DRIVE, DIGITAL	EA	1		
1	15	PAHZZ	6625-01-128-3072	34280	1114-00-0185	CONVERTER, DOWN	EA	1		
1	16	PAHZZ	6625-01-128-3077	34280	1114-00-0391	CRYSTAL, MODULE	EA	1		
1	17	PAOZZ	5920-00-199-9498	81349	F02B250V1-2A	FUSE, CARTRIDGE	EA	1		
1	18	PAHZZ		34280	1217-00-0084	CABLE ASSY	EA	2		
1	19	PAHZZ	5995-01-150-1437	34280	1217-90-0004	CABLE, ASSEMBLY	EA	1		
1	20	PAHZZ	5995-01-088-2420	34280	1217-00-0032	CABLE ASSEMBLY	EA	2		
1	21	PAHZZ		34280	1217-00-0040	CABLE ASSY	EA	2		
1	22	PAHZZ	5995-01-150-1436	34280	1217-90-0003	CABLE, ASSEMBLY	EA	1		
1	23	PAHZZ	5995-01-088-2422	34280	1217-00-0050	CABLE ASSEMBLY	EA	5		
1	24	PAHZZ	5995-01-150-1439	34280	1217-90-0015	CABLE, ASSEMBLY	EA	1		
1	25	PAHZZ	5995-01-150-1438	34280	1217-90-0014	CABLE, ASSEMBLY	EA	1		
1	26	PAHZZ	5995-01-088-2419	34280	1217-00-0022	CABLE ASSEMBLY	EA	1		
1	27	XDHZZ	5995-01-159-4039	04773	D-543636-B	CABLE ASSEMBLY	EA	2		
1	28	PAHZZ	5935-01-005-1296	27264	03-09-2362	CONNECTOR, PLUG, ELEC	EA	1		
1	29	XAHZZ		73734	4033NP	SCREW	EA	10		
1	30	XAHZZ		73734	4034NP	SCREW	EA	4		
1	31	XBHZZ		34280	2410-04-0299	DECAL	EA	1		
1	32	XAHZZ		73734	4024NP	SCREW	EA	3		
1	33	PAHZZ	5310-01-141-6672	88044	AN960-C4	WASHER, FLAT	EA	3		
1	34	XAHZZ		73734	2332NP	SCREW	EA	6		
1	35	XAHZZ		73734	4211NP	SCREW	EA	4		
1	36	PAHZZ	5310-00-167-0821	88044	AN960-616	WASHER, FLAT	EA	12		
1	37	PAHZZ		73734	1305ZP	WASHER	EA	12		
1	38	XBHZZ		34280	2410-04-0559	DECAL	EA	1		
1	39	XBHZZ		34280	2410-04-0562	DECAL	EA	1		

SECTION II		TM11-6625-3029-24P						
(1)	(2)	(3)	(4)	(5)	(6)	(7)	(8)	
ILLUSTRATION					DESCRIPTION		QTY	
(a)	(b)	NATIONAL	FSCM	FART		USABLE ON CODE	INC	
FIG	ITEM	STOCK		NUMBER		U/M	IN	
NO	NO	NUMBER					UNIT	
1	40		34280	2410-04-0558	DECAL	EA	1	
1	41		21604	PS50DPL-1-BLK	KNOB	EA	1	
1	42		21604	PS70D-2-BLK	KNOB	EA	1	
1	43	5355-01-164-4506	34280	2410-01-1006	KNOB	EA	1	
1	44	5320-01-155-4412	19738	1162-0408	RIVIT	EA	2	
1	45		34280	2410-04-0561	ID PLATE	EA	1	
1	46		34280	1212-00-0006	PWR SW ASSY	EA	1	
1	47	5355-01-154-0633	76854	3-4464-201	KNOB	EA	2	
1	48	5935-00-148-4256	27264	09-50-3121	CONNECTOR, RECEPTACL	EA	1	
1	49	5935-01-131-8067	00779	583369-1	CONNECTOR, RECEPTACL	EA	6	
1	50	5935-01-029-8950	27264	2139-06	CONNECTOR, RECEPTACL	EA	1	
1	51	5935-01-091-9452	27264	09-50-3091	CONNECTOR BODY, PLUG	EA	1	
1	52	5935-01-005-1304	27264	03-06-1361	CONNECTOR, RECEPTACL	EA	1	
1	53		34280	1219-00-0145	HARNESS ASSY	EA	1	
1	53		34280	1219-00-0145	HARNESS ASSY	EA	1	
1	54	5940-01-004-1917	27264	02-06-1131	TERMINAL, QUICK DISC	EA	30	
1	55	5999-01-035-7465	16550	70630-137	CONTACT, ELECTRICAL	EA	2	
1	56	5999-01-051-8391	28480	1251-2992	CONTACT, ELECTRICAL	EA	22	
1	57	5999-01-111-4738	00779	583259-2	CONTACT, ELECTRICAL	EA	29	
1	58	5305-01-155-3472	34280	2810-23-0046	SCREW	EA	2	
1	59	5310-00-194-9206	96906	MS35336-3	WASHER, LOCK	EA	1	
1	60	5310-01-155-8669	73734	99130	WASHER	EA	2	
1	61	5310-00-934-9738	96906	MS35649-222	NUT, PLAIN, HEXAGON	EA	2	

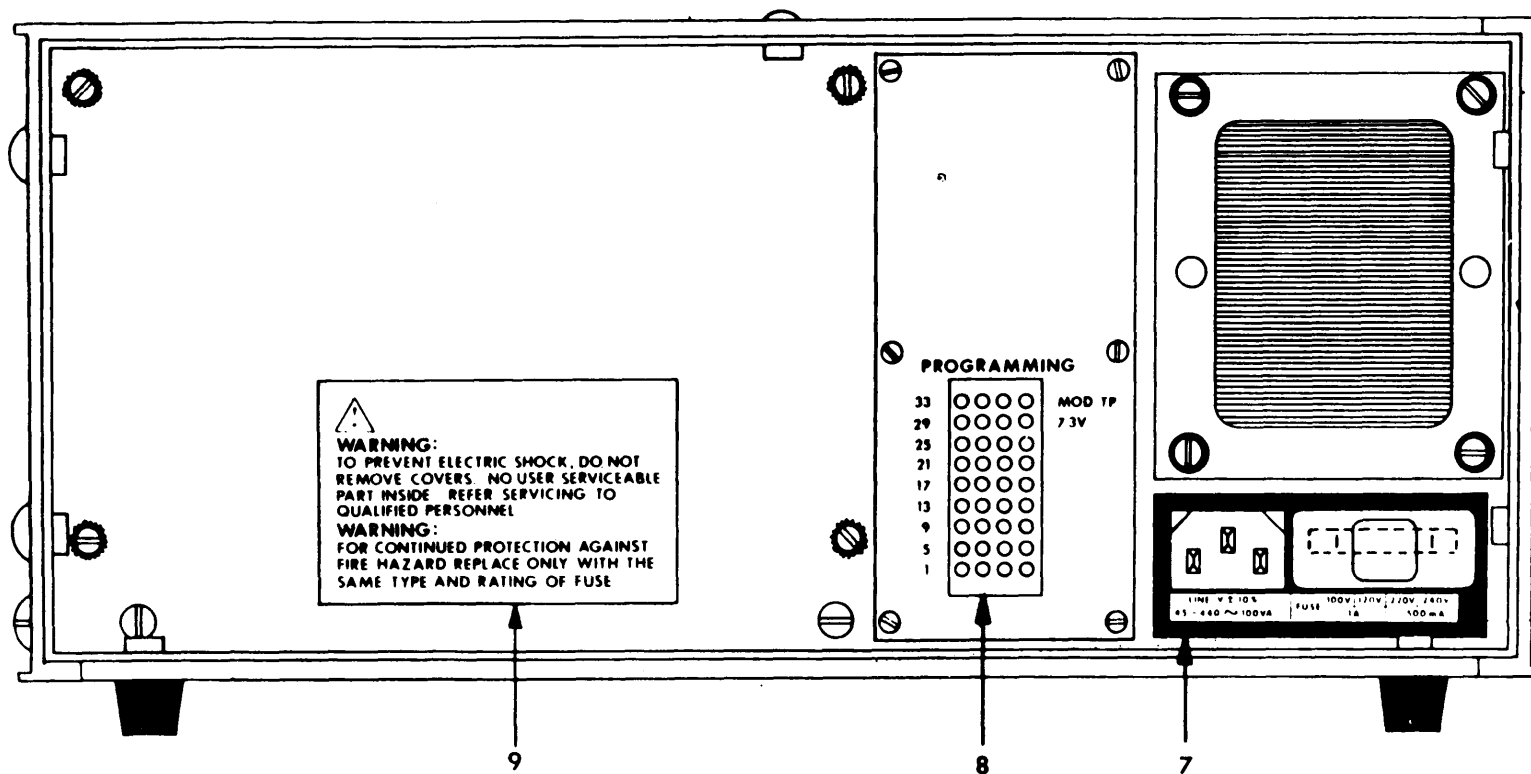
8



TM11-6625-3029-24P

EL8NU016

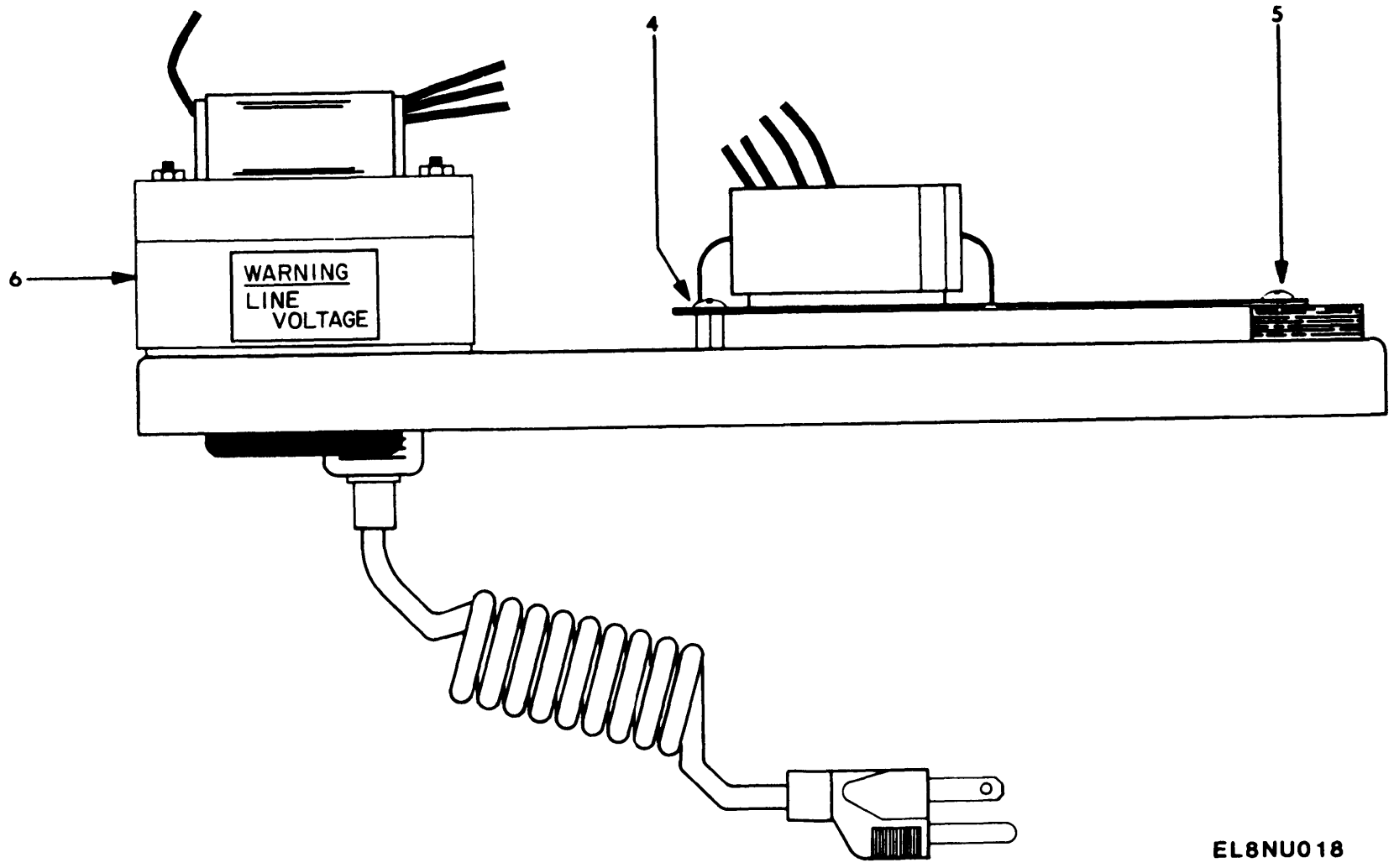
FIGURE 2. POWER SUPPLY (SHEET 1 OF 3)



EL8NU017

FIGURE 2. POWER SUPPLY (SHEET 2 OF 3)

10



TM11-6625-3029-24P

EL8NU018

FIGURE 2. POWER SUPPLY (SHEET 3 OF 3)

(1) ILLUSTRATION (a) FIG NO	(b) ITEM NO	(2) SMR CODE	(3) NATIONAL STOCK NUMBER	(4) FSCM	(5) PART NUMBER	(6) DESCRIPTION	(7) USABLE ON CODE U/M	(8) QTY INC IN UNIT
						GROUP 01 POWER SUPPLY DPS2C		
2	1	PAHZZ	6625-01-128-3086	34280	1218-00-0250	CIRCUIT CARD ASSEMB	EA	1
2	2	PAHZZ	5950-01-153-7405	12715	9158	TRANSFORMER, POWER	EA	1
2	3	PAHZZ	6150-01-004-8773	28480	8120-1348	CABLE ASSEMBLY, POWE	EA	1
2	4	XAHZZ		73734	6-32X3/16BHNP	SCREW	EA	4
2	5	XAHZZ		73734	4021NP	SCREW	EA	2
2	6	PAHZZ	6625-01-153-9069	34280	1410-00-9690	SHIELD, TERMINAL BOA	EA	1
2	7	XBHZZ		34280	2410-04-0356	DECAL	EA	1
2	8	PAHZZ	6625-00-434-3251	05245	6J1	ADAPTER, POWER	EA	1
2	9	XBHZZ		34280	2410-04-0298	DECAL	EA	1

NATIONAL STOCK NUMBER AND PART NUMBER INDEX							
STOCK NUMBER	FIGURE NO.	ITEM NO.	STOCK NUMBER	FIGURE NO.	ITEM NO.		
5935-00-148-4256	1	48	6625-01-128-3076	1	13		
5310-00-167-0821	1	36	6625-01-128-3077	1	16		
5310-00-194-9206	1	59	6625-01-128-3078	1	14		
5920-00-199-9498	1	17	6625-01-128-3079	1	5		
6625-00-434-3251	2	8	6625-01-128-3080	1	4		
5999-00-506-9647	1	1	6625-01-128-3081	1	6		
5310-00-934-9738	1	61	6625-01-128-3082	1	7		
5940-01-004-1917	1	54	6625-01-128-3086	2	1		
6150-01-004-8773	2	3	6625-01-129-2092	1	8		
5935-01-005-1296	1	28	5935-01-131-8067	1	49		
5935-01-005-1304	1	52	5310-01-141-6672	1	33		
5935-01-029-8950	1	50	6625-01-141-8231	1	2		
5999-01-035-7465	1	55	5995-01-150-1436	1	22		
5999-01-051-8391	1	56	5995-01-150-1437	1	19		
5995-01-088-2419	1	26	5995-01-150-1438	1	25		
5995-01-088-2420	1	20	5995-01-150-1439	1	24		
5995-01-088-2422	1	23	5950-01-153-7405	2	2		
5935-01-091-9452	1	51	6625-01-153-9069	2	6		
5999-01-111-4738	1	57	5355-01-154-0633	1	47		
6625-01-128-3070	1	10	5305-01-155-3472	1	58		
6625-01-128-3071	1	9	5320-01-155-4412	1	44		
6625-01-128-3072	1	15	5310-01-155-8669	1	60		
6625-01-128-3073	1	3	5995-01-159-4039	1	27		
6625-01-128-3074	1	11	5355-01-164-4506	1	43		
6625-01-128-3075	1	12					
FSCM	PART NUMBER	FIGURE NO.	ITEM NO.	FSCM	PART NUMBER	FIGURE NO.	ITEM NO.
88044	AN960-C4	1	33	34280	1217-90-0003	1	22
88044	AN990-616	1	36	34280	1217-90-0004	1	19
4773	D-543636-B	1	27	34280	1217-90-0014	1	25
81349	F02B250V1-2A	1	17	34280	1217-90-0015	1	24
96906	MS35336-3	1	59	34280	1218-00-0250	2	1
96906	MS35649-222	1	61	34280	1219-00-0145	1	53
21604	PS50DPL-1-BLK	1	41	28480	1251-2992	1	56
21604	PS70D-2-BLK	1	42	73734	1305ZP	1	37
27264	02-06-1131	1	54	34280	1410-00-9690	2	6
27264	03-06-1361	1	52	27264	1854	1	1
27264	03-09-2362	1	28	27264	2139-06	1	50
27264	09-50-3091	1	1	73734	2332NP	1	34
27264	09-50-3121	1	48	34280	2410-01-1006	1	43
34280	1110-00-0294	1	9	34280	2410-04-0298	2	9
34280	1110-00-0680	1	10	34280	2410-04-0299	1	31
34280	1113-30-0041	1	8	34280	2410-04-0356	2	7
34280	1114-00-0010	1	6	34280	2410-04-0558	1	40
34280	1114-00-0016	1	7	34280	2410-04-0559	1	38
34280	1114-00-0023	1	11	34280	2410-04-0561	1	45
34280	1114-00-0143	1	13	34280	2410-04-0562	1	39
34280	1114-00-0185	1	15	4280	2810-23-0046	1	58
34280	1114-00-0320	1	14	76854	3-4464-201	1	47
34280	1114-00-0361	1	4	73734	4021NP	2	5
34280	1114-00-0389	1	5	73734	4024NP	1	32
34280	1114-00-0390	1	12	73731	4033NP	1	29
34280	1114-00-0391	1	16	73734	4034NP	1	30
34280	1114-00-0392	1	3	73734	4211NP	1	35
34280	1115-00-0028	1	2	779	583259-2	1	57
19738	1162-0408	1	44	779	583369-1	1	49
34280	1212-00-0006	1	46	73734	6-32X3/16BHNP	2	4
34280	1217-00-0022	1	26	5245	6J1	2	8
34280	1217-00-0032	1	20	16550	70630-137	1	55
34280	1217-00-0040	1	21	28480	8120-1348	2	3
34280	1217-00-0050	1	23	12715	9158	2	2
34280	1217-00-0084	1	18	73734	99130	1	60

RECOMMENDED CHANGES TO EQUIPMENT TECHNICAL PUBLICATIONS



THEN... JOT DOWN THE DOPE ABOUT IT ON THIS FORM. CAREFULLY TEAR IT OUT. FOLD IT AND DROP IT IN THE MAIL!

SOMETHING WRONG WITH THIS PUBLICATION?

FROM (PRINT YOUR UNIT'S COMPLETE ADDRESS)

Commander
Stateside Army Depot
ATTN: AMSTA-US
Stateside, N.J. 07703

DATE SENT

10 July 1975

PUBLICATION NUMBER

TM 11-5840-340-20P

PUBLICATION DATE

23 Jan 78

PUBLICATION TITLE

Radar Set AN/PRC-76

BE EXACT PIN-POINT WHERE IT IS

PAGE NO	PARA-GRAPH	FIGURE NO	TABLE NO
33			
44		19	
45			

IN THIS SPACE TELL WHAT IS WRONG AND WHAT SHOULD BE DONE ABOUT IT:

For item 2, change the NSN to read: 5835-00-134-9186.
Reason: Accuracy.

Identify the cover on the junction box (item no. 5).
Reason: It is a separate item and is not called out on figure 19.

Add the cover of the junction box as an item in the listing for figure 19.
Reason: Same as above

SAMPLE

\$

PRINTED NAME, GRADE OR TITLE, AND TELEPHONE NUMBER

SSG I. M. DeSpirt of 999-1776

SIGN HERE

DA FORM 2028-2
1 JUL 79

PREVIOUS EDITIONS ARE OBSOLETE.

PS --IF YOUR OUTFIT WANTS TO KNOW ABOUT YOUR RECOMMENDATION MAKE A CARBON COPY OF THIS AND GIVE IT TO YOUR HEADQUARTERS

TEAR ALONG PERFORATED LINE

FILL IN YOUR
UNIT'S ADDRESS

FOLD BACK

DEPARTMENT OF THE ARMY

POSTAGE AND FEES PAID
DEPARTMENT OF THE ARMY
DOD 314



OFFICIAL BUSINESS
PENALTY FOR PRIVATE USE \$300


SAMPLE

Commander
US Army Communications-Electronics Command
and Fort Monmouth
ATTN: DRSEL-ME-MP
Fort Monmouth, New Jersey 07703

TEAR ALONG PERFORATED LINE

RECOMMENDED CHANGES TO EQUIPMENT TECHNICAL PUBLICATIONS

SOMETHING WRONG WITH THIS PUBLICATION?



THEN...JOT DOWN THE DOPE ABOUT IT ON THIS FORM. CAREFULLY TEAR IT OUT, FOLD IT AND DROP IT IN THE MAIL.

FROM: (PRINT YOUR UNIT'S COMPLETE ADDRESS)

DATE SENT

PUBLICATION NUMBER TM 11-6625-3029-24P	PUBLICATION DATE	PUBLICATION TITLE Signal Generator SG-1170/U
--	------------------	--

BE EXACT PIN-POINT WHERE IT IS				IN THIS SPACE TELL WHAT IS WRONG AND WHAT SHOULD BE DONE ABOUT IT:
PAGE NO.	PARA-GRAPH	FIGURE NO.	TABLE NO.	

PRINTED NAME GRADE OR TITLE AND TELEPHONE NUMBER	SIGN HERE
--	-----------

TEAR ALONG PERFORATED LINE

FILL IN YOUR
UNIT'S ADDRESS

FOLD BACK

DEPARTMENT OF THE ARMY

OFFICIAL BUSINESS
PENALTY FOR PRIVATE USE \$300

POSTAGE AND FEES PAID
DEPARTMENT OF THE ARMY
DOD 314



TEAR ALONG PERFORATED LINE

Commander
US Army Communications-Electronics Command
and Fort Monmouth
ATTN: DRSEL-ME-MP
Fort Monmouth, New Jersey 07703

RECOMMENDED CHANGES TO EQUIPMENT TECHNICAL PUBLICATIONS



THEN...JOT DOWN THE DOPE ABOUT IT ON THIS FORM. CAREFULLY TEAR IT OUT, FOLD IT AND DROP IT IN THE MAIL.

SOMETHING WRONG WITH THIS PUBLICATION?

FROM: (PRINT YOUR UNIT'S COMPLETE ADDRESS)

DATE SENT

PUBLICATION NUMBER

TM 11-6625-3029-24P

PUBLICATION DATE

PUBLICATION TITLE

Signal Generator SG-1170/U

BE EXACT PIN-POINT WHERE IT IS

PAGE NO.	PARA-GRAPH	FIGURE NO.	TABLE NO.

IN THIS SPACE TELL WHAT IS WRONG AND WHAT SHOULD BE DONE ABOUT IT:

TEAR ALONG PERFORATED LINE

PRINTED NAME GRADE OR TITLE AND TELEPHONE NUMBER

SIGN HERE

DA FORM 2028-2
1 JUL 79

PREVIOUS EDITIONS ARE OBSOLETE

P.S.--IF YOUR OUTFIT WANTS TO KNOW ABOUT YOUR RECOMMENDATION MAKE A CARBON COPY OF THIS AND GIVE IT TO YOUR HEADQUARTERS.

FILL IN YOUR
UNIT'S ADDRESS

FOLD BACK

DEPARTMENT OF THE ARMY

OFFICIAL BUSINESS
PENALTY FOR PRIVATE USE \$300

POSTAGE AND FEES PAID
DEPARTMENT OF THE ARMY
DOD 314



TEAR ALONG PERFORATED LINE

Commander
US Army Communications-Electronics Command
and Fort Monmouth
ATTN: DRSEL-ME-MP
Fort Monmouth, New Jersey 07703

RECOMMENDED CHANGES TO EQUIPMENT TECHNICAL PUBLICATIONS



THEN...JOT DOWN THE DOPE ABOUT IT ON THIS FORM. CAREFULLY TEAR IT OUT, FOLD IT AND DROP IT IN THE MAIL.

SOMETHING WRONG WITH THIS PUBLICATION?

FROM: (PRINT YOUR UNIT'S COMPLETE ADDRESS)

DATE SENT

PUBLICATION NUMBER

TM 11-6625-3029-24P

PUBLICATION DATE

PUBLICATION TITLE

Signal Generator SG-1170/U

BE EXACT PIN-POINT WHERE IT IS

PAGE NO.	PARA-GRAPH	FIGURE NO.	TABLE NO.

IN THIS SPACE TELL WHAT IS WRONG AND WHAT SHOULD BE DONE ABOUT IT:

TEAR ALONG PERFORATED LINE

PRINTED NAME GRADE OR TITLE AND TELEPHONE NUMBER

SIGN HERE

DA FORM 2028-2
1 JUL 79

PREVIOUS EDITIONS ARE OBSOLETE

P.S.-IF YOUR OUTFIT WANTS TO KNOW ABOUT YOUR RECOMMENDATION MAKE A CARBON COPY OF THIS AND GIVE IT TO YOUR HEADQUARTERS.

FILL IN YOUR
UNIT'S ADDRESS

FOLD BACK

DEPARTMENT OF THE ARMY

OFFICIAL BUSINESS
PENALTY FOR PRIVATE USE \$300

POSTAGE AND FEES PAID
DEPARTMENT OF THE ARMY
DOD 314



TEAR ALONG PERFORATED LINE

Commander
US Army Communications-Electronics Command
and Fort Monmouth
ATTN: DRSEL-ME-MP
Fort Monmouth, New Jersey 07703

By Order of the Secretary of the Army:

Official:

ROBERT M. JOYCE
Major General, United States Army
The Adjutant General

JOHN A. WICKMAN JR.
General, United States Army
Chief of Staff

Distribution:

To be distributed in accordance with special list.

